




Simtricity My Home [Create Account](#) [Sign In](#)

How much are you saving from solar?



The image shows a white smart meter with the 'emlite' logo and 'clean energy prospector' text. To its left is a smartphone displaying a mobile app interface with a bar chart showing energy usage over time. The meter has a digital display showing '0000000' and various ports and labels.

Innovation funding from:

Nesta...



Innovate UK  
Technology Strategy Board



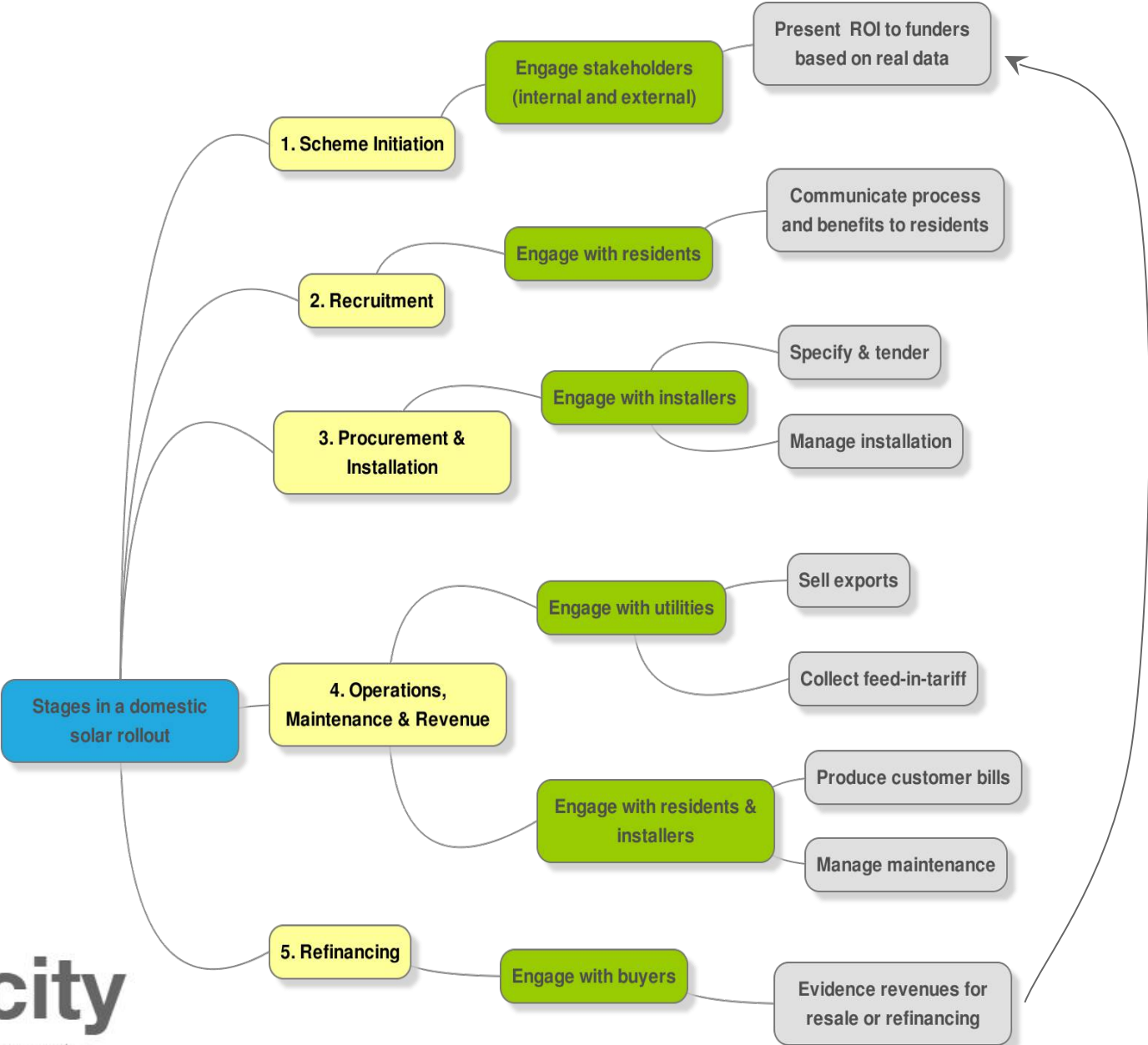
**Simtricity**  
by Clean Energy Prospector

 Regional Growth Fund

**Business stage**

**Business driver**

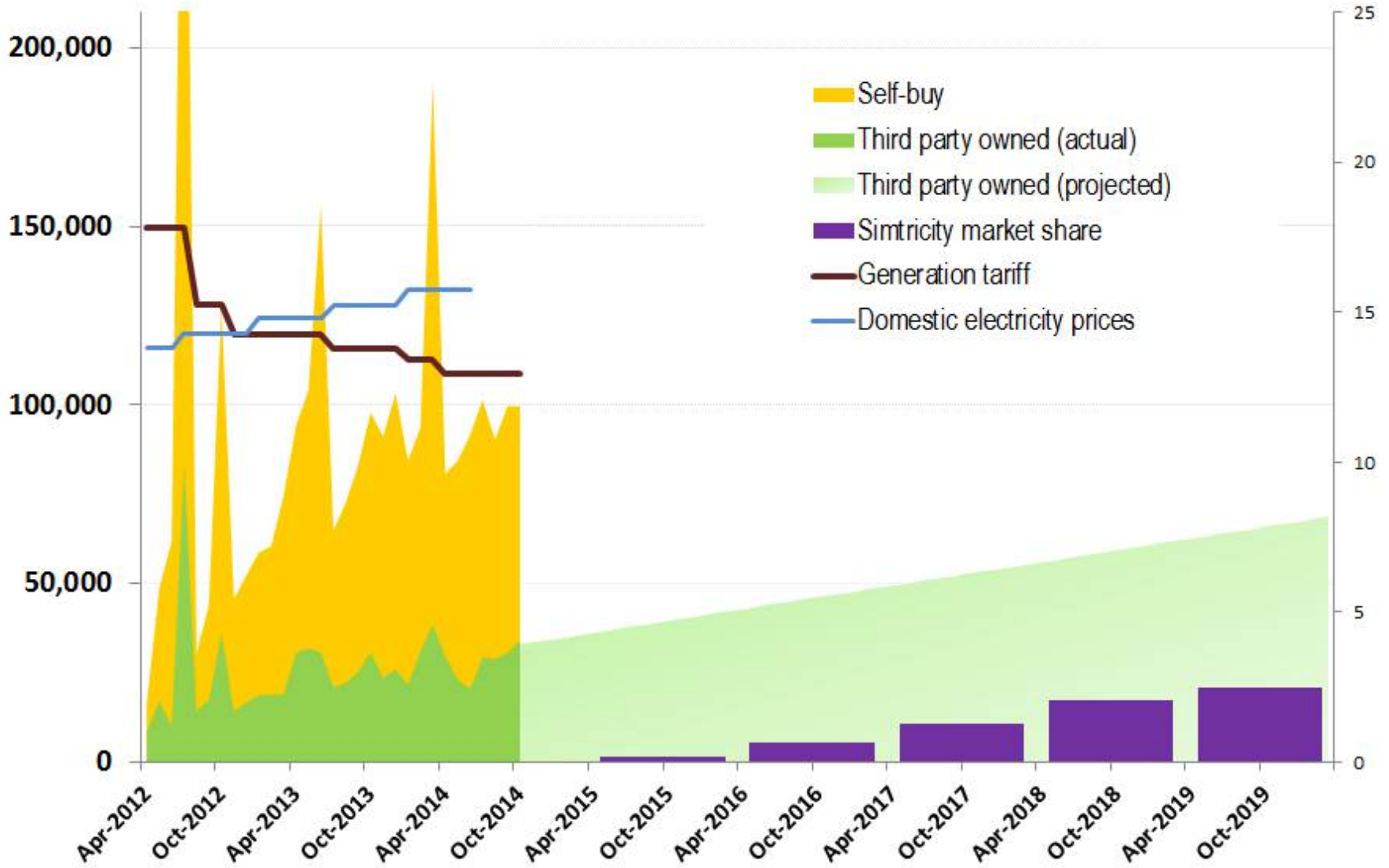
**Simtricity function**



Install rate  
(per year)

# State of the domestic solar PV market

Tariffs  
(p/kWh)



# Simtricity

by Clean Energy Prospector

## Simtricity five year cashflow:

Year	Sales	Gross Profit	Net Profit	Accumulated value (balance sheet)
2015/16	1,500	£94,000	-£96,000	£72,000
2016/17	5,400	£338,000	£107,000	£297,000
2017/18	10,800	£675,000	£426,000	£765,000
2018/19	17,300	£1,080,000	£831,000	£1,664,000
2019/20	20,700	£1,296,000	£1,096,000	£3,160,000

### Assumptions:

- Five year initial contract
- Service revenue: £20 per home per year

## Our team

**Damon Rand**, CEO

ex Amnesty

Product Manager

**Dr Robbie Mouat**, CTO

ex Microsoft; ex Markit Group Ltd

Development Manager

## Key team members

Lisa Muller (project manager)

Chris Hatch (app dev)

Marcus Valentine (radio engineer)

Vojislav Bandobranski (hardware)

## Strategic Partners



£250,000+ investment

Target IRR: 40%

**Simtricity**

by Clean Energy Prospector

[www.cepro.co.uk/ecoconnect2015](http://www.cepro.co.uk/ecoconnect2015)